

Facebook for Lutherans

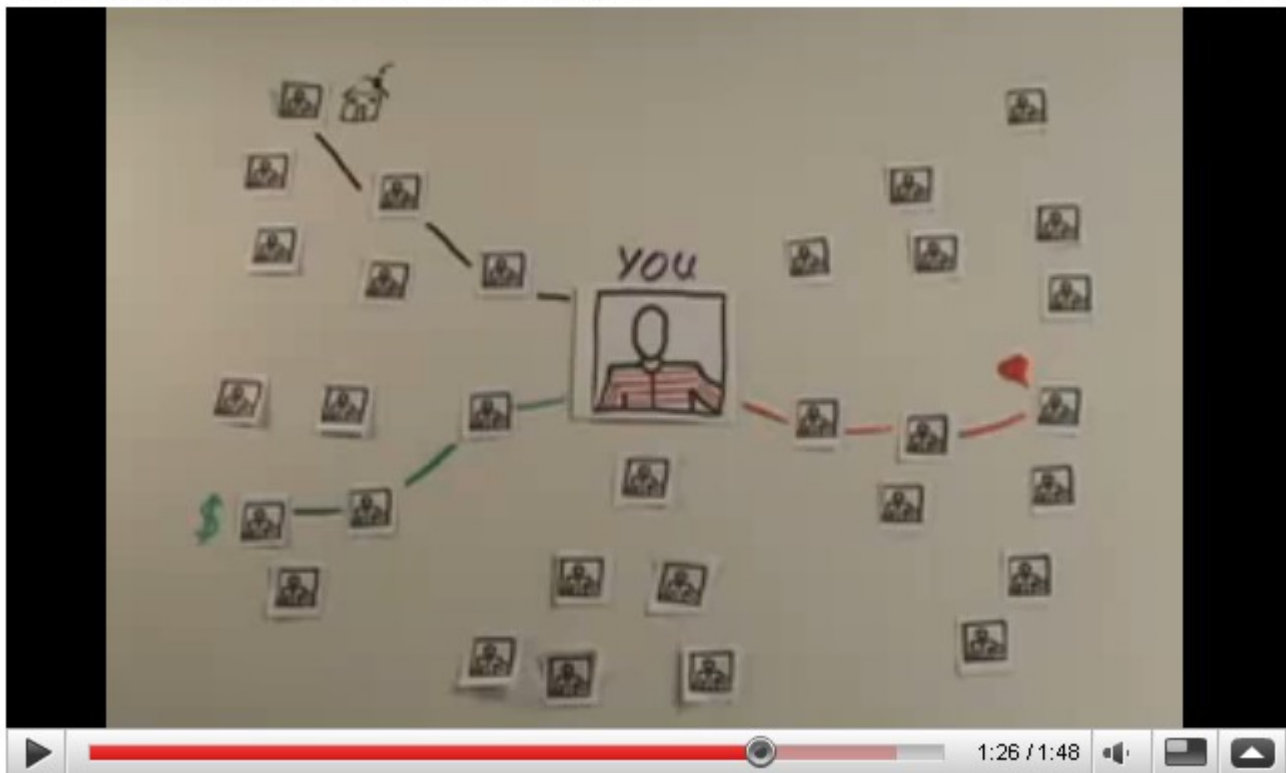
By Angela Bengtson

September 2009

Facebook is a free **social networking** website that is popular with many Zion members and allows them to communicate with their friends and exchange information. Anyone can **set up a profile** and **build a list of friends** that might include family, neighbors, or people from their past. Once you are friends you can **send messages** in a variety of ways including instant chat, **share photos and links**, play online games, and more.

Intro to Facebook

Social Networking in Plain English



What is a social network?

http://www.youtube.com/watch?v=6a_KF7TYKVC

Why Facebook? Facebook is feature rich, and allows connections that can be much like offline connections.

“Facebook is a social utility that helps people communicate more efficiently with their friends, family and coworkers. The company develops technologies that facilitate the sharing of information through the social graph, the digital mapping of people's real-world social connections.”

<http://www.facebook.com/press/info.php?factsheet>

Your Profile

Sign Up (at <http://www.facebook.com>)
It's free and anyone can join

First Name:

Last Name:

Your Email:

New Password:

I am: Select Sex:

Birthday: Month: Day: Year:

[Why do I need to provide this?](#)

Enter your real First name

Enter your real last name

You will need to provide a real email address. A confirmation email will be sent to the address you provide. If you don't see it right away, check you spam or junk mail folder.

Use a strong password and do not use the same password that you use on other sites.

You will be able to hide your gender from your profile if you wish.

Facebook asks all users for a date of birth to encourage authenticity and provide only age-appropriate access to content. You will be able to hide this information from your profile if you wish.

Home

facebook Home Profile Friends Inbox Angela Pearn Bengtson Settings Logout

Angela Pearn Bengtson

Wall Info Photos Movies

What's on your mind?

Attach

Options

Angela Pearn Bengtson Anyone got time to proofread the newsletter for me in the next hour? I can send you a link...
2 hours ago · Comment · Like

View all 5 comments

Julia Tolman Lund lol.. I am sure it is fabulous! about an hour ago · Delete

Angela Pearn Bengtson LOL I found the first one uploading to the publisher... and it's one that was als month and not caught then either... about an hour ago · Delete

Write a comment...

Angela Pearn Bengtson Just about prepped for my Facebook class tonight... don't know what I was thinking schedulling it on a newsletter week though...
4 hours ago · Comment · Like

RECENT ACTIVITY

Angela commented on Julie Thelen West

Angela wrote on Neil Gleason's Wall.
5 more similar stories

Angela Pearn Bengtson Scary - Just got one of those 'you owe me on your student loan' scam calls @ work... I've never had a student loan in my life!
Yesterday at 5:43pm via Selective Twitter Status · Comment · Like · follow @mmplatypus

Angela Pearn Bengtson New! you can now use Twitter style 'mentions' on Facebook like Zion Lutheran Church ... type the @ symbol and give it a try!!
Yesterday at 5:41pm · Comment · Like

Angela Pearn Bengtson ... think so ... click

Home

Profile Photo

Information

Relationship Status: Married to Kirk Bengtson

Children: Emily Bengtson Ducky Bee Trevor George

Website: <http://mmplatypus.wordpress.com/>

Friends

224 friends See All

Beth Hanson

Patty Thompson Uter

Bob Strommen

Scott Manning

Sally Stevens

Photos

Tabs

Publisher

Wall Filters & Settings

Comment

News Feed Story

Friends

Status Update

Assignment: Set up your basic Facebook Profile

Basics of Facebook Privacy & Security

Levels of Privacy & Security

Usage Guidelines for all social networks: Facebook has more options for controlling how you share information than most social networks, but the first step is to use some common sense.

- Use a **secure password**, and don't use the same password in different places.
- **Limit "friends"** to people that you personally know.
- **Hide or do not provide** any information that you are uncomfortable with sharing. Beware of innocent looking quizzes that include information you may be using on another site as a 'secret question', and think about what information you may have shared elsewhere when you do need to use a 'secret question'. You may think nobody knows the name of your second grade teacher... but what about the second grade classmates that you are Facebook friends with, can they now get access to your email or bank accounts?
- **Be selective** about what you post online. Remember that once you post anything online, no matter what other precautions you take, you lose some control over where it might end up. A good rule of thumb is not to post anything that you wouldn't want your mother or your pastor or your boss to see.
- If you decide to install a 3rd party application (game, quiz, etc.), check reviews or ratings on the application first. Be wary of complaints of forced invites or other problems.
- If any site, including a Facebook application asks you to download a software update, click Cancel and go directly to that vendor's home page to see if the update is legit.
- Be wary of unexpected emails from websites, or requests to re-enter your username and password. You should only enter your Facebook username and password when you have manually navigated to <http://www.facebook.com>. Read "What is Phishing" at <http://www.facebook.com/group.php?gid=9874388706>
- Be very wary of online requests for financial assistance or personal details **even if the request appears to come from a real friend**. Even IT pros have been taken in by fake pleas for help.

Privacy settings

- Search Privacy: <http://www.facebook.com/privacy/?view=search>
- Set up Basic Profile Privacy: Go to <http://www.facebook.com/privacy/?view=profile> and set all options to "Only Friends"
- Control what posts made by you could show up on your friends' home pages: <http://www.facebook.com/privacy/?view=feeds&tab=internal>

Friend Lists can be used to further refine Privacy Options, especially if you have a lot of friends or to separate relatives from coworkers from neighbors etc.: <http://www.facebook.com/friends/?filter=ac>

- You can have as many friend lists as you want
- Friend Lists can be used to control access, but also to categorize friends for quick messages etc.
- Individual friends can be on one or many lists.

Assignments: *Work through all the pages linked regarding Privacy settings.*

Then find the other links and more at <http://delicious.com/mnplatypus/privacy+classFBL>.

Finding and Connecting with Friends

How Friend requests work: Friend connections in Facebook are mutual connections, meaning that both parties need to approve of the connection. One person initiates the connection with a "Friend Request". Initiating the friend request usually opens a bit more of your profile to the second person. The other person receives the friend request and can choose to "Approve" or "Ignore" the request.

You can connect with a lot of people on facebook without making them your friends.

- In most cases, you can "Send a Message" to someone even if they are not your friend
- You can also connect with acquaintances and strangers on discussion boards and on the walls of groups and pages. <http://www.facebook.com/Lutherans> or <http://www.facebook.com/board.php?uid=2216179456>

Make it easier for your friends to find you:

- **List your full name**, including maiden name: <https://register.facebook.com/editaccount.php>
- **Upload a clear profile photo:** <http://www.facebook.com/editpicture.php>, this is especially important if you have a common name
- **Complete your education information** for any school that you would like to get in touch with former classmates (click on your INFO tab and then hover over the top right of any section so that the "EDIT" link appears).
- **Join community or organizational groups** where people might look for you such as <http://www.facebook.com/group.php?gid=48721173130> or <http://www.facebook.com/groups.php?id=765056448#/group.php?gid=2210998241>

Where to find friends:

- **Find People You Email:** Check your email contact list. Providing your email information to facebook is not a security concern. Facebook will retain a list of email addresses that you searched for, so that it can help you connect with those people in the future (if they are not on facebook now but join later). It is possible to set up a specific gmail account (www.gmail.com) to use for this purpose if you are concerned about security or privacy. When you do search your email account, be selective about who you want to

We'd like to help you find your friends

Your friends on Facebook are the same friends, acquaintances and family members that you communicate with in the real world. You can use any of the tools on this page to find more friends.

Find People You Email Upload Contact File

Searching your email account is the fastest way to find your friends on Facebook.

Your Email:

Email Password:

Find Friends

Facebook will not store your password. [Learn More.](#)

Suggestions

Add people you know as friends and become a fan of public profiles you like.

	Responsive Classroom Add as Friend		Responsive Classroom Add as Friend		Responsive Classroom Add as Friend
	Responsive Classroom Add as Friend		Responsive Classroom Add as Friend		Responsive Classroom Add as Friend
	Responsive Classroom Add as Friend		Responsive Classroom Become a Fan		Responsive Classroom Add as Friend

[▼ More](#)

Search for People

Enter a name or email

Find classmates from Buffalo Senior High School 1989 »
Find current or past college classmates »

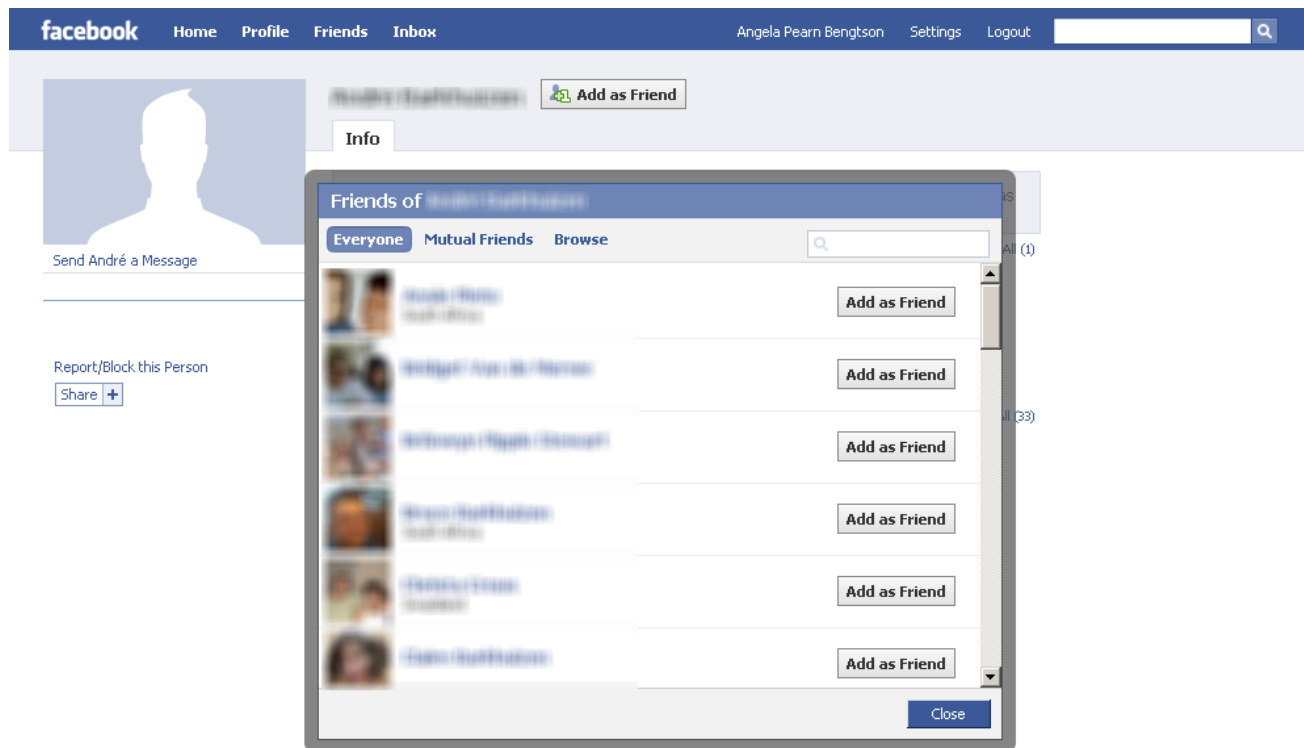
Find People You IM

Find out which of your AOL Instant Messenger or Windows Live Messenger buddies are on Facebook.

[Import AIM Buddy List >](#)
[Import Windows Live Contacts >](#)

send a friend request to, and even more selective about sending invitations to friends that are not already using facebook.

- Suggestions (Type 1): Facebook will provide friend suggestions to you based on information you or they have provided... this might include mutual friends, places of employment or education, or people who have your email address in their address book if they have used the "Find People You Email" tool. This type of friend suggestion shows up on your "Find People You Know" page and in the right column of your home page. If you don't want to appear in automatic friend suggestions for other people, you can restrict your search privacy settings.
- Suggestions (Type 2): People on your friend list can manually suggest you as a friend to other friends who are new to facebook. This type of friend suggestion will show up on the right side of your home page.



- Look at friend lists of your friends by going to their profile and clicking on **See All Friends**.
- Pages such as <http://www.facebook.com/ZionBuffalo> and click on **See All Fans**.
- Groups such as <http://www.facebook.com/home.php#/group.php?gid=48721173130> and click on **See All Members**.
- Search for people by name in the top right corner of any Facebook page
- Find people you went to school with at <http://www.facebook.com/srch.php?ref=ffffc>

Assignments:

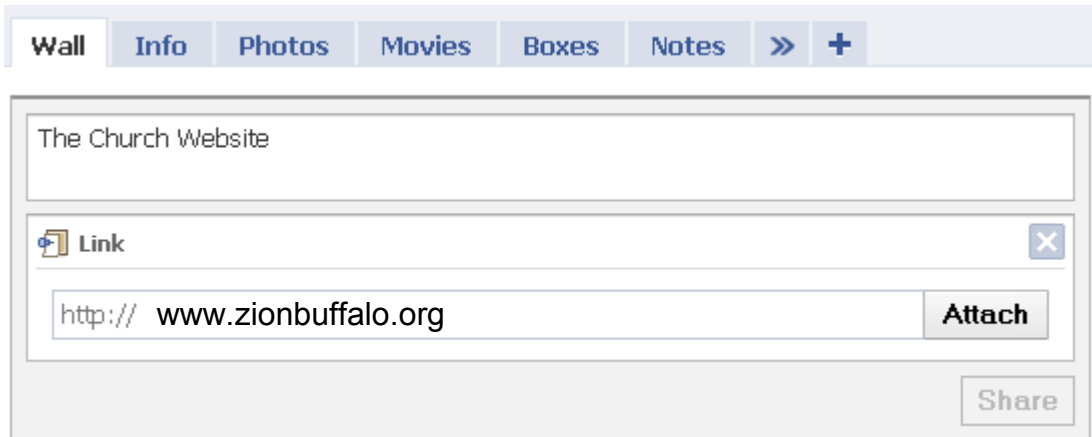
Find me and send me a friend request. I'll accept your request right away, and that will help you find others from Zion.

And/or

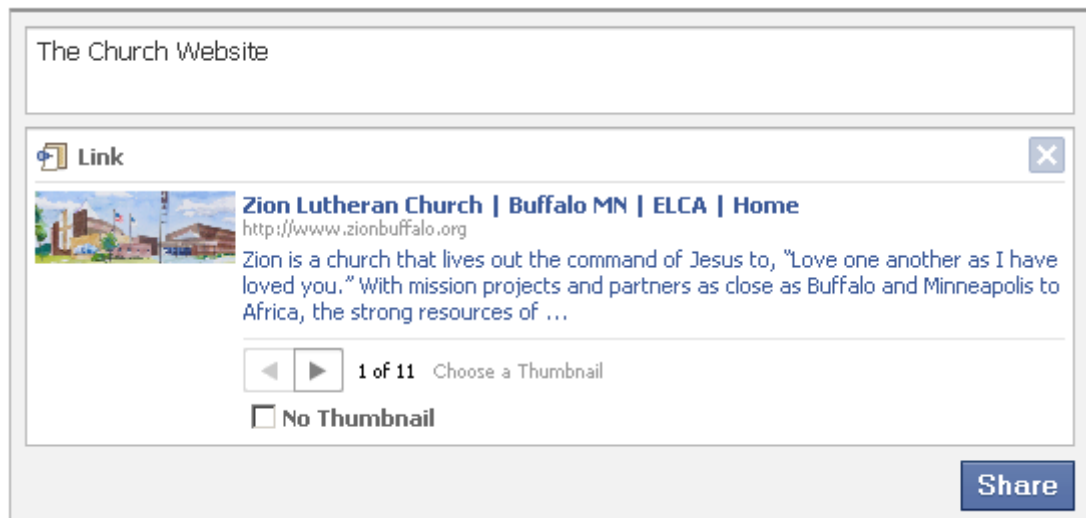
Find someone that you graduated with using the classmate search at the link above.

Sharing Web Pages

Although there are various add-ons to facilitate sharing web links on facebook, it is easy to share links with your friends without any add-ons or special settings.



The screenshot shows the top navigation bar of a Facebook profile page with tabs for Wall, Info, Photos, Movies, Boxes, Notes, and a plus sign. Below the navigation bar is a text input field containing "The Church Website". Underneath is a "Link" section with a link icon, a text input field containing "http:// www.zionbuffalo.org", an "Attach" button, and a "Share" button at the bottom right.



The screenshot shows the same Facebook sharing interface as above, but with a preview of the link. The preview includes a thumbnail image of a church building, the title "Zion Lutheran Church | Buffalo MN | ELCA | Home", the URL "http://www.zionbuffalo.org", and a short description: "Zion is a church that lives out the command of Jesus to, 'Love one another as I have loved you.' With mission projects and partners as close as Buffalo and Minneapolis to Africa, the strong resources of ...". Below the preview are navigation arrows, "1 of 11 Choose a Thumbnail", and a "No Thumbnail" checkbox. A blue "Share" button is located at the bottom right.

- Copy the address of the page that you want to share
- Go to either your home page or your profile page
- Click on the link icon
- Type a comment in the 1st box (optional)
- Past the link in the 2nd box where it says *http://*
- Click the word 'Attach', and a preview of the link will appear.
- You may have a choice of thumbnail photos to attach to the link, or can check the 'no thumbnail' box
- Click the word 'Share'
- The link will appear on your profile page, and in the news feed of your friends.

Assignment: Share a link to your favorite website on your profile

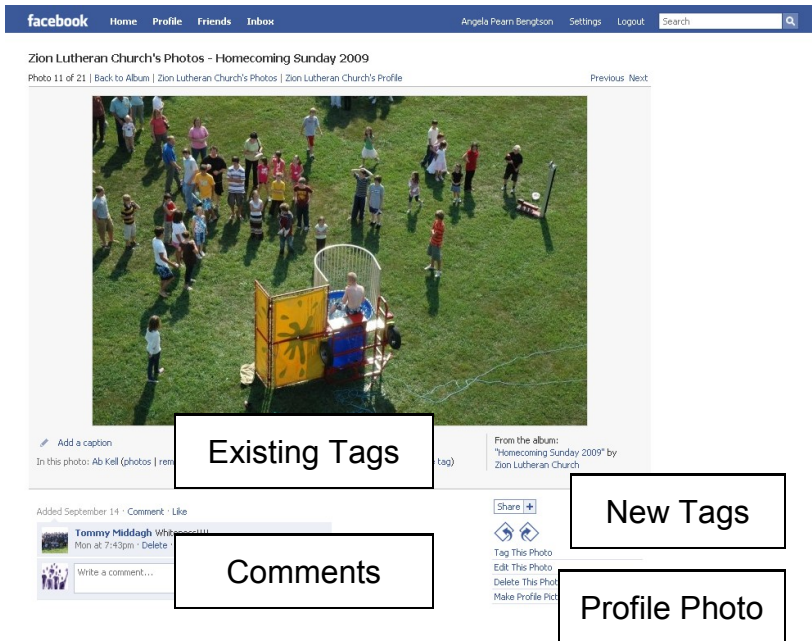
Sharing Photos

Post a photo on your wall or make an album with a set of photos: Click the 'Photos' Icon on your home page or profile page

- Click 'Upload a Photo', find the photo on your computer, and click 'Share'
- Click 'Create an Album', and follow the prompts. You can find your existing albums and add more photos to existing albums by going to the Photos tab on your profile page.

Understand Photo privacy

- Photo privacy is separate from other privacy options, and is on an album by album basis. Don't forget to change the settings if you don't like the default... You may want to change the privacy setting to "Only Friends".
- Photos you add to a "group" will be visible to other members of that group, and possibly to the general public (depending on the settings of the group)
- Photos you add to a public "page" (like the Zion page) will be visible to the general public
- When you tag your friends in photos, those photos may also be visible to their other friends, network/s, or the general public, depending on their own privacy settings for tagged photos.



Tag your photos so that others in the photo or that know those in the photo will see it too: <http://www.facebook.com/photo.php?pid=3562225&id=7537630521>

Photo help: <http://www.facebook.com/help.php?page=831>

Assignment: Upload a photo and 'tag' yourself and other Facebook friends (if any). If you don't already have a profile photo, set this photo as your profile photo.

Etiquette

With few exceptions, I don't send friend requests to anyone who is the age of my own children or younger. I am happy to **accept** friend requests from younger users, but I let *them* do the inviting.

Be considerate in what you post on other people's walls. This does not only apply to teens. Comments that may be appropriate on your own wall may not be appropriate on the wall of a friend where their coworkers etc. will see it.

Verizon commercial- Twitter Updates and Facebook



Don't Spam: If you have something to share, that's fine, that's what facebook is all about.

- The best way to share most things with a large group of people is to post it, or post a link on your own profile.
- Occasionally it may be appropriate to send a link by inbox message to select friends if it may be of particular interest to them but not to other friends.
- Occasionally it may be appropriate to post a link on a friend's profile if it is something they and their other friends would likely be interested in.

Don't upload or tag compromising photos

Making Facebook Manageable

It is OK to 'ignore' requests

- If it is a friend request from someone with no known connection, you don't owe any explanation for ignoring their request.
- If it is a friend request from someone you aren't that close to, or only know through a mutual friend or interest, it is polite to send an inbox message explaining simply "I am only accepting friend requests from people I know in real life" or "I don't use Facebook that much at this time, mostly just to keep in touch with my grandchildren". If you are genuine (remember, a lot of times others can see if you are, in fact, friends with 852 strangers), people will be understanding.
- If it is a friend suggestion, it is OK to simply ignore it if you are not interested. It was sent by a mutual friend and the other person is not aware that they were suggested to you.
- If it is an application request, it is OK to simply ignore the request. Many people simply don't use the options to limit the requests they send.

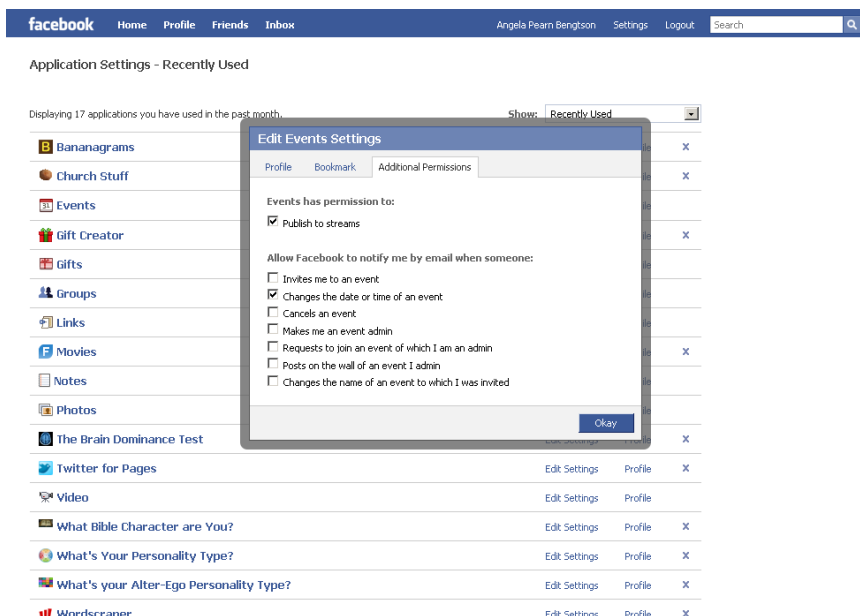
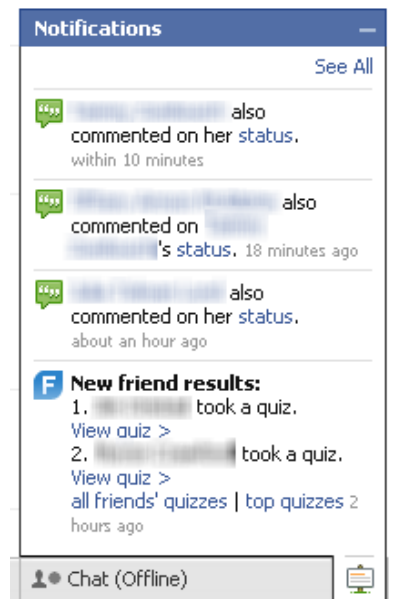
Personalize Your News Feed

- **Use Facebook Friend Lists to group your friends.** You can assign varying levels of privacy for personal, family or professional friends. Friend groups can be based on your connections (family, work, neighbors), or the type of content you want to allow them to see (family photos, etc.). Besides the enhanced privacy settings, it also makes it easier for you to send a quick message to a group with a common interest. A person can be on more than one of your lists.
- Hide Friends or Applications that 'clutter up' your news feed

Manage Notifications (link in the lower right of each screen)

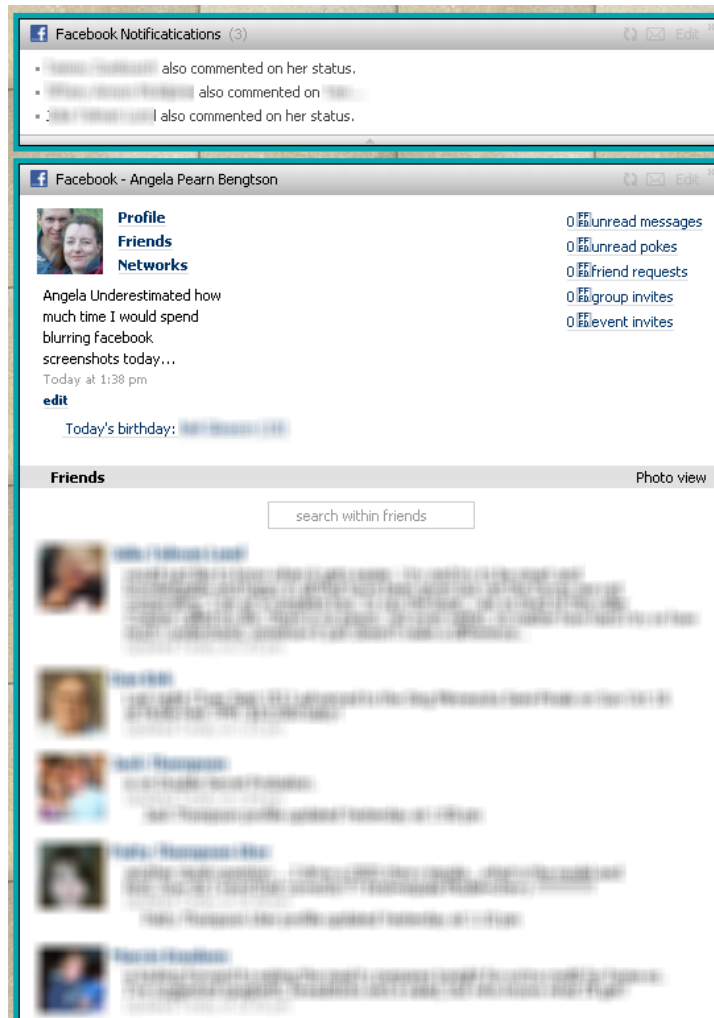
Manage Applications (link in the lower left of each screen)

- If you get a lot of requests from applications that you don't want to use, you can block those applications



Use Widgets

- iGoogle: <http://www.google.com/ig/directory?hl=en&url=www.google.com/ig/modules/facebook.xml>
- Pageflakes: <http://www.pageflakes.com/Community/Content/flakes.aspx?moduleKey=353558>



Limiting your facebook friends to people you know will greatly limit potential problems. If a real acquaintance or former classmate makes unwelcome comments or gets uncomfortably friendly there are several steps you can take.

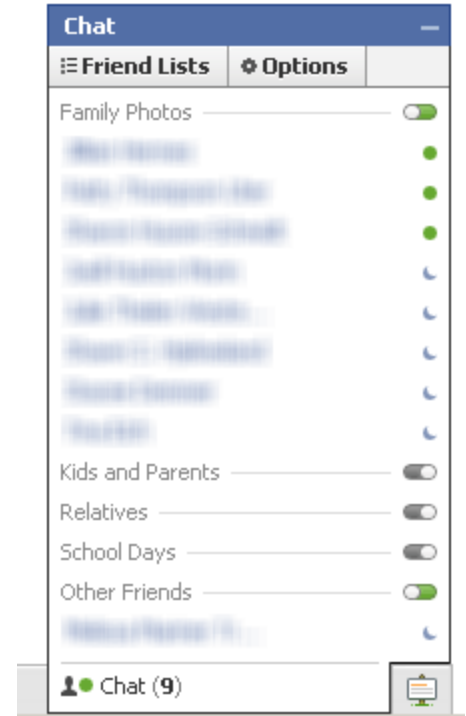
- Put them in a friend group with restricted access to your profile, including taking away the ability to see your wall or photos.
- You can quietly "unfriend" someone using the link in the lower left corner of their profile page
- You can block a person on the privacy settings page and they will no longer be able to see your profile (even if it is open to 'everybody') or find you in search.

Tools & Fun & Games

- Utility Applications like Facebook Search and Chat
- Traditional games like [Wordscraper](#)
- Social Graphs like [Friend Wheel](#)
- Social Applications like [Movies](#) by Flixter
- Community Games like [myFarm](#)
- Quizzes like [What Bible Character Are You](#)
- Gift Applications like [Church Stuff](#)

Lutheran Links on Facebook

- [Zion Lutheran Church Page](#)
- [ELCA Page](#)
- [Bishop fan group](#)
- [The Lutheran](#)



A Final Note about Facebook in Ministry

My Facebook Ministry By Arron from "My Lord and My Blog"

My friend Paul Williams and I had lunch a few weeks ago and discussed many things, including an article he had just written for an upcoming edition of The Christian Standard on social networking and Facebook.

Paul's concern with Facebook was chiefly a concern over the best way to use his valuable time. Our discussion generated a lot of thought on my part. I'm on Facebook and really enjoy connecting and reconnecting with friends. There are a lot of "time-wasters" on Facebook—not the least of which are all of the requests to participate in the infinite number of games, activities, clubs, fan groups . . . which I ignore every time.

I'm on Facebook to connect with my friends, to reconnect with old friends, to network with readers of my books, and to minister.

Yes, I did say "to minister."

I view a lot of what I do on Facebook as ministry.

- I regularly post links to this blog and I'm regularly involved with ministry to friends through my Facebook email.
- A few days ago, a good friend from High School wrote to me and described how she and her Facebook "community" had just suffered a tragic loss. Knowing I'm a minister, she asked me to post

some scriptures on her wall that might help her friends in their grief.

- A few months ago—and over the course of a few weeks—through emails on Facebook, I counseled an acquaintance through a serious personal issue.
- Last week, a friend and I exchanged correspondence on an important theological issue.
- Recently, I had the opportunity to help a Christian teen-aged friend understand the importance of making pure choices.

And these are just a few of the many opportunities I've had to minister on and through my Facebook account.

Can Facebook be time consuming? Yes!

Do I need to be careful about spending too much time "messaging" with my Facebook account? Definitely!

Do I have to be careful to avoid sinful temptations that come while on Facebook? Of course.

Does Facebook provide an opportunity for me to minister to others? It sure does, and—for that—I'm happy.